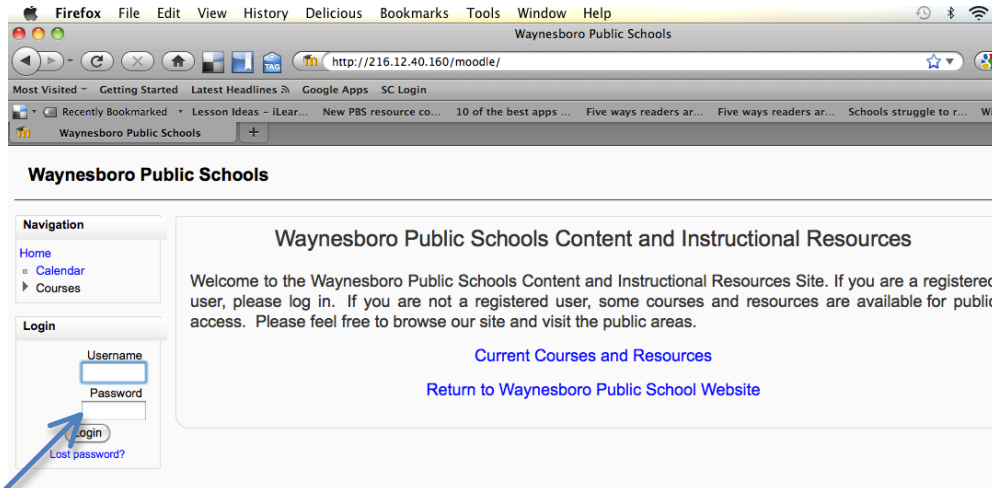



Moodle Directions

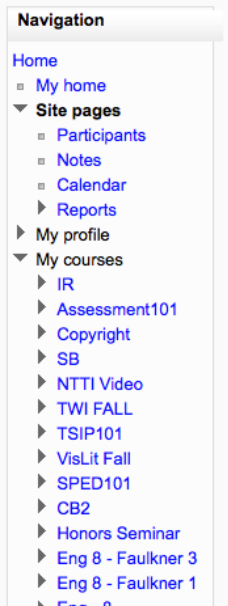
To access the Assessment Course go to <http://216.12.40.160/moodle/>. You can also reach this link by going to the Waynesboro Home Page, click on the Staff link and scroll down to the Moodle link. Once here you will need to login with your username and password. Your username and password is your first initial and last name.



Login Box



Waynesboro Pub



Once you have logged in correctly you will have a sidebar navigation similar to this one.

Click on "My Courses" to expand course list to see the courses you have access to view. Click on Assessment 101.

Once you've clicked on the course name you will see a screen like this. Under the Topic Outline you will see blocks with links. Click on each one to view the content. At the top of each screen you will see "Cookies" that will help you navigate the course. Once you have reviewed a item click on "Assessment 101" to come back to the beginning page.

The screenshot shows a course page for 'Assessment' with the subtitle 'Virtual learning center'. Below the header, there is a breadcrumb trail: 'Home > My courses > Assessment101'. A blue arrow points from the word 'Cookies' to the 'Assessment101' link in the breadcrumb. On the left, a 'Navigation' menu is open, showing options like 'Home', 'My home', 'Site pages', 'My profile', 'My courses', 'IR', 'Assessment101', 'Participants', and 'Assessments'. On the right, a 'Topic outline' section is visible, containing a 'News forum' and a numbered item '1 Introduction' with a sub-link 'Introduction to Tutorial'.